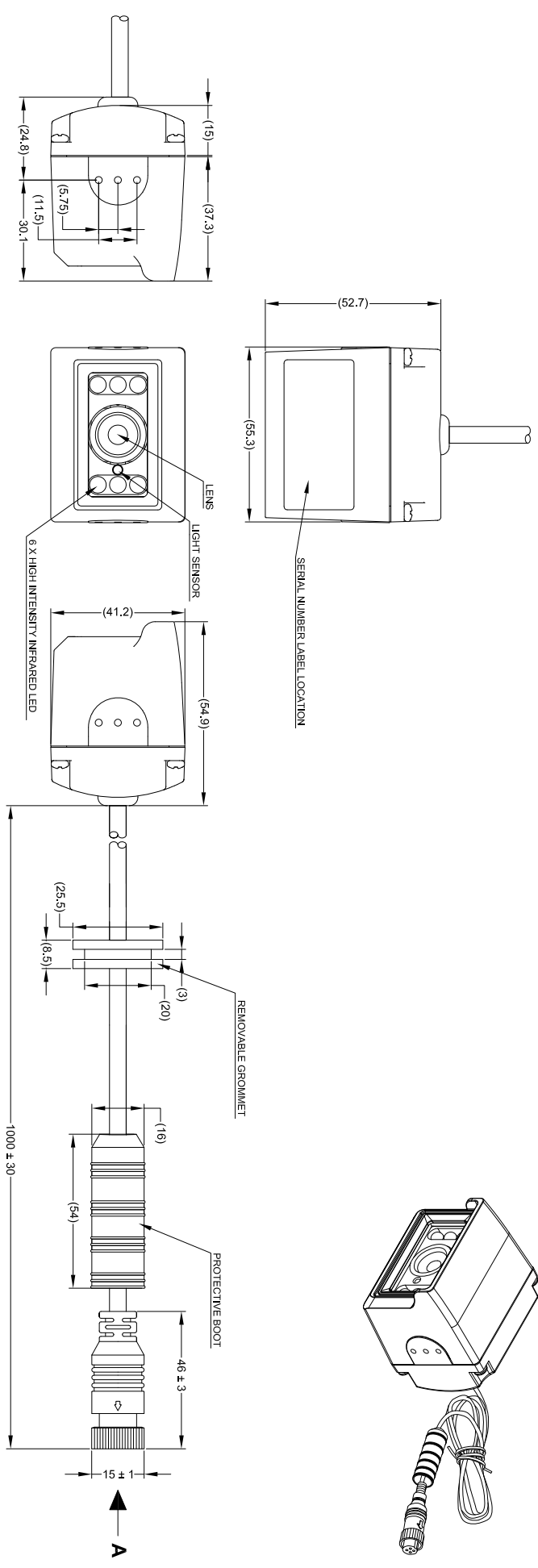
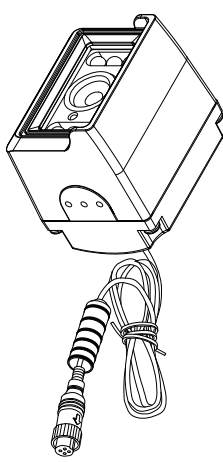
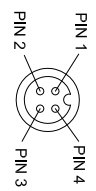


Revision Notes:			
1. CAMERA HOUSING DIMENSIONS REVISED.	Approved By: DK	Date Released: 25/10/11	
2. CAMERA HOUSING DIMENSIONS REVISED.	Checked By: LB	Approved By: DK	Date Released: 16/12/11



VIEW A



PIN #	WIRE COLOUR	DESCRIPTION
1	RED	12 VDC
2	BLACK	GROUND
3	WHITE	NOT CONNECTED
4	YELLOW	VIDEO

- NOTES:**
1. REFER TO COMPONENT DRAWINGS FOR COMPONENT DETAILS.
 2. ENSURE PROTECTIVE BOOT IS USED DURING INSTALLATION.
 3. FOR PRODUCT LABEL REFER TO DRAWING BE-001631-XX-11.
 4. FOR SERIAL NUMBER LABEL REFER TO DRAWING BE-001324-XX-10.
 5. COLOUR OF CONNECTOR A: BLACK

PROPRIETARY NOTICE
 THIS DESIGN AND TECHNICAL INFORMATION APPEARING ON THIS DRAWING IS THE PROPERTY OF BRIGADE ELECTRONICS, AND IS DISCLOSED IN CONFIDENCE. IT IS NOT TO BE COPIED, REPRODUCED, REVEALED TO OR EXPLOITED BY OTHERS, EITHER IN WHOLE OR IN PART WITHOUT THE EXPRESS WRITTEN CONSENT OF BRIGADE ELECTRONICS.



Assembly PI Approval SV - SHADOW		Approved by DKERAI		Checked by JNEWMAN		Drawn by ASILLARS	
Angle of Projection Third Angle		Units mm	Scale N/A	Released 03/08/11		Assembly Ref TBC	
Status RELEASED		Stock Code #3895		VBV-620C-C			
				BE-001669-02-11			